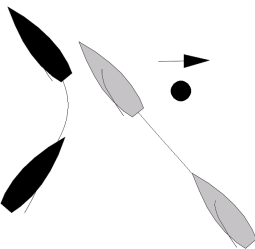
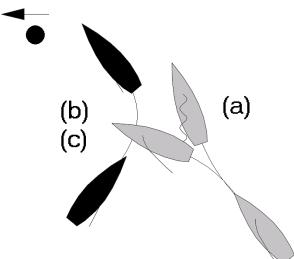
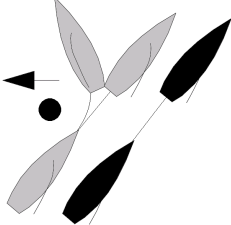
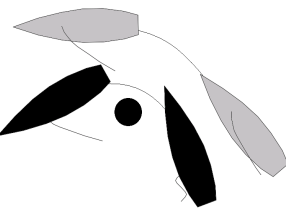

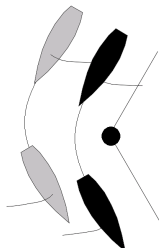


MARK ROUNDING BASICS





ROUNDING A WINDWARD MARK

ON OPPOSITE TACKS			Rules
<p>- Prior to tacking</p> 	<p>The Starboard Boat</p> <p>Treat as if mark not there.</p> <p>May sail the course she pleases including sailing past the layline.</p> <p>Must give room if changes course.</p> <p>Must keep clear if becomes windward.</p>	<p>The Port Boat</p> <p>Keep clear.</p> <p>Must keep clear while tacking.</p>	<p>10 18.1(a)</p> <p>16 11, 13</p>
<p>- After tacking within zone</p> 	<p>The Tacking Boat</p> <p>Must keep clear while tacking and;</p> <p>(a) Must not cause the other boat to sail above close hauled.</p> <p>(b) Must not cause the other boat to sail the wrong side of the mark.</p> <p>(c) Must give mark-room if the other boat becomes overlapped inside.</p>	<p>The Non-tacking Boat</p> <p>Must keep clear if clear astern or windward.</p> <p>May establish a late inside overlap even if had been clear astern. Does not have to give room for windward to keep clear if sailing proper course.</p>	<p>11 or 12</p> <p>18.3</p> <p>21</p>
ON SAME TACK WHEN OVERLAPPED AT ZONE	The Inside Boat	The Outside Boat	
<p>- Outside is leeward with or without luffing rights</p> 	<p>Must keep clear throughout.</p> <p>Entitled to room for a seamanlike rounding (minimum rounding).</p> <p>May take extra room freely given.</p> <p>Must continue to keep clear after has passed the mark but not required to tack.</p>	<p>Give room for windward to sail close to the mark and to tack at the mark if still overlapped.</p> <p>After windward has passed the mark, may luff to head to wind but must give room while changing course.</p>	<p>11 18.2(b)</p> <p>11, 16, 17</p>
<p>- Inside is leeward without luffing rights</p> 	<p>May take desired room (tactical rounding).</p> <p>May luff to shoot the mark.</p> <p>Must promptly bear away to proper course after clearing the mark.</p>	<p>Keep clear and give room for leeward to luff to round the mark or bear away at the mark.</p>	<p>11 18.2(b)</p> <p>17</p>
<p>- Inside is leeward with luffing rights</p> 	<p>Treat as if mark not there.</p> <p>May round as she pleases including sailing beyond the mark</p>	<p>Keep clear and give room for leeward to luff at any time or bear away at the mark.</p>	<p>18.2(b)</p> <p>11</p>

ROUNDING A GYBE MARK WHEN OVERLAPPED AT ZONE

INSIDE IS RIGHT OF WAY	The Inside Boat	The Outside Boat	Rules
- Inside is leeward with or without luffing rights 	May take desired room (tactical rounding). Must gybe to assume proper course. Must keep clear after gybing.	Keep clear and give room for inside to gybe and pass the mark. After inside has gybed and passed the mark, may luff to head to wind but must give room while changing course.	11 18.2(b) 18.4 11, 16, 17

ROUNDING A LEEWARD MARK WHEN OVERLAPPED AT ZONE

OUTSIDE IS RIGHT OF WAY	The Inside Boat	The Outside Boat	Rule
- Inside is windward 	Must keep clear throughout. Entitled to room for a seamanlike rounding (minimum rounding). May take extra room freely given.	Give room for inside to sail to the mark and to round the mark. After inside has passed the mark, may luff to close hauled (or to head to wind if has luffing rights) but must give room while changing course.	11 18.2(b) 11, 16, 17
- Inside is port 	As above and; Must gybe at first reasonable opportunity.	As above. After inside has gybed and passed the mark, may luff to head to wind but must give room while changing course.	10 11, 16, 17
INSIDE IS RIGHT OF WAY	The Inside Boat	The Outside Boat	
- Inside is starboard 	May take desired room (tactical rounding). Must gybe to assume proper course Must keep clear after gybing.	Keep clear and give room for inside to gybe and to round the mark. After inside has gybed and passed the mark, may luff to head to wind but must give room while changing course.	10 or 11 18.2(b) 18.4 11, 16, 17
- Inside is leeward 	As above.	As above.	